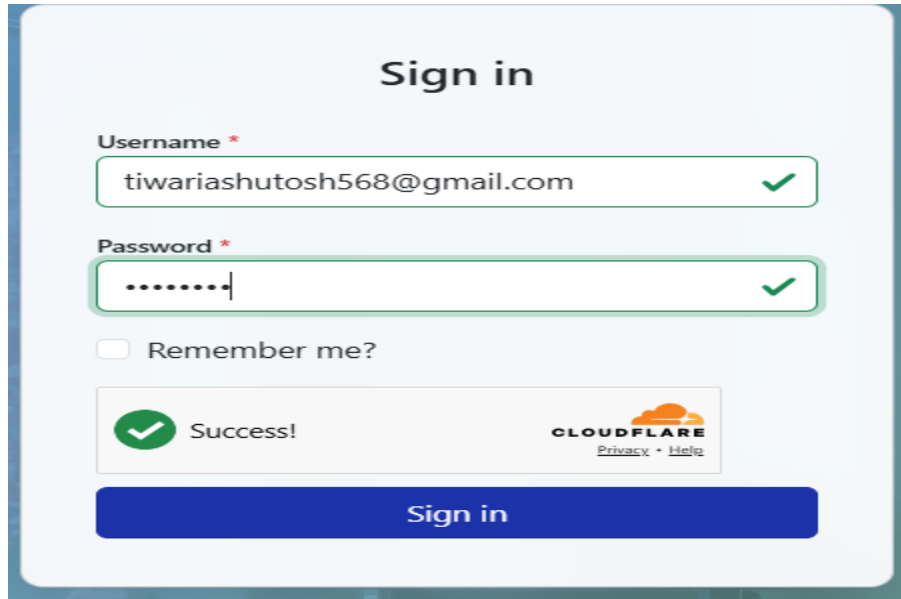


Steps to fill Exam Forms

Use the below mentioned link to Sign in.

साइन इन करने के लिए नीचे दिए गये लिंक का उपयोग करें।

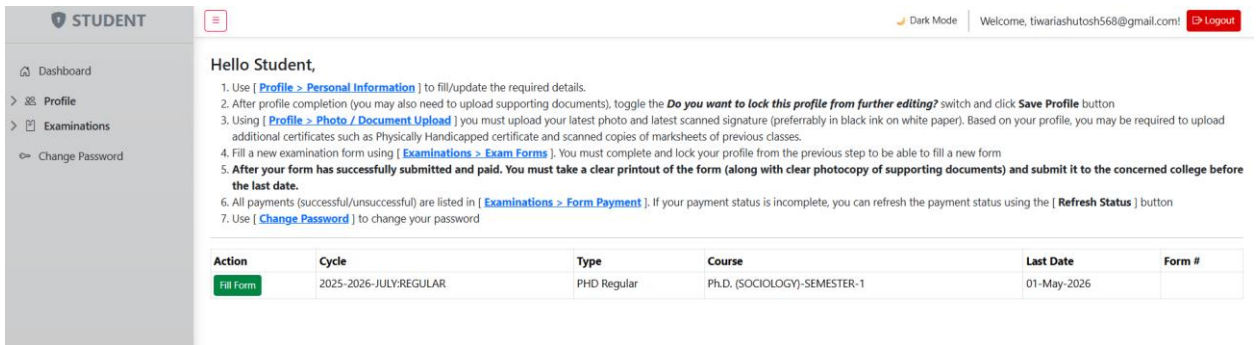
<https://erp.mpublp.ac.in>



Enter your username & password to Sign in.

साइन इन करने के लिए अपना उपयोगकर्ता नाम और पासवर्ड दर्ज करें।

(Note:- Use your **Email ID** as Username and **Date of birth (ddmmyyyy)** as Password. For example if date of birth is 20-Oct-2011, then your password will be 20102011).



Dashboard

Profile

Examinations

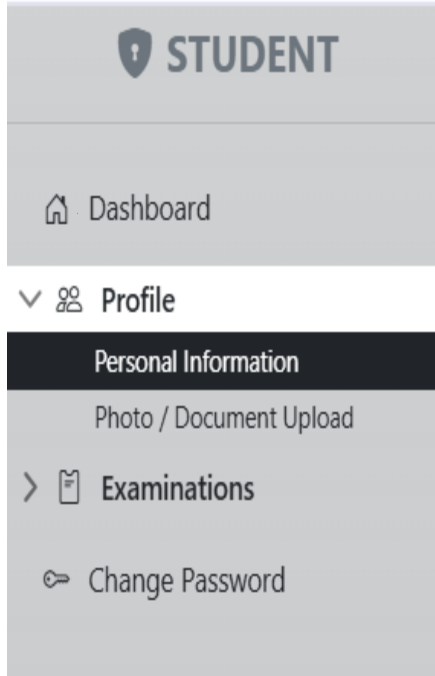
Change Password

Dark Mode | Welcome, tiwariashutosh568@gmail.com! Logout

Hello Student,

1. Use [[Profile > Personal Information](#)] to fill/update the required details.
2. After profile completion (you may also need to upload supporting documents), toggle the **Do you want to lock this profile from further editing?** switch and click **Save Profile** button
3. Using [[Profile > Photo / Document Upload](#)] you must upload your latest photo and latest scanned signature (preferably in black ink on white paper). Based on your profile, you may be required to upload additional certificates such as Physically Handicapped certificate and scanned copies of marksheets of previous classes.
4. Fill a new examination form using [[Examinations > Exam Forms](#)]. You must complete and lock your profile from the previous step to be able to fill a new form
5. **After your form has successfully submitted and paid. You must take a clear printout of the form (along with clear photocopy of supporting documents) and submit it to the concerned college before the last date.**
6. All payments (successful/unsuccessful) are listed in [[Examinations > Form Payment](#)]. If your payment status is incomplete, you can refresh the payment status using the [[Refresh Status](#)] button
7. Use [[Change Password](#)] to change your password

Action	Cycle	Type	Course	Last Date	Form #
Fill Form	2025-2026-JULY-REGULAR	PHD Regular	PH.D. (SOCIOLOGY)-SEMESTER-1	01-May-2026	



After getting Sign in click on **Profile -> Personal Information** to fill/update the required details.

साइन इन करने के बाद, आवश्यक विवरण भरने/अपडेट करने के लिए 'Profile' -> 'Personal Information' पर क्लिक करें।

STUDENT Dark Mode Welcome, tiwariashutosh568@gmail.com Logout

Edit Profile

Personal Details

Name (In English) *	ASHUTOSH TIWARI	Name (In Hindi) *	अशुतोष तिवारी
Father's Name (In English) *	RAM FOOL TIWARI	Father's Name (In Hindi) *	राम फोओल तिवारी
Mother's Name (In English) *	MAYA RANI	Mother's Name (In Hindi) *	मय रानि
Date of Birth *	1989-08-19	Gender *	Male
		Religion *	Hindu

Category details

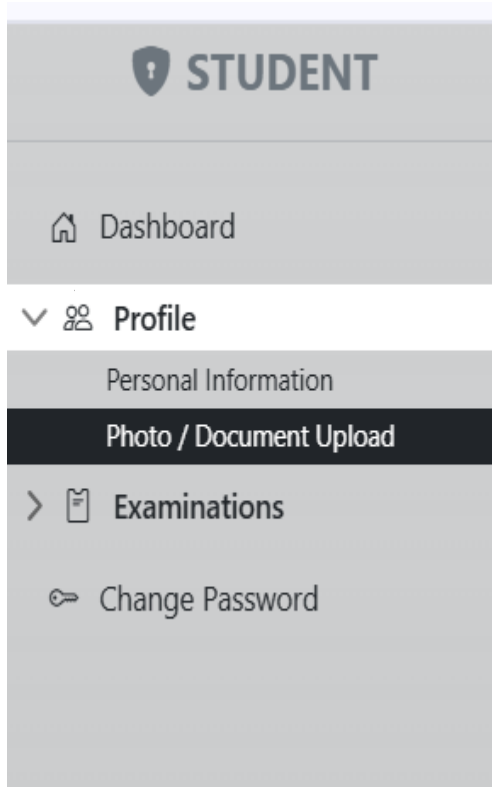
Category *	Unreserved	Sub-Category *	N/a	Income Slab *	Between 1 Lac and 2.5 Lac per annum
------------	------------	----------------	-----	---------------	-------------------------------------

Unique Identification

AADHAAR Number *	211111111111	ABC/APAAR ID *	2111111111112	NAD ID	
------------------	--------------	----------------	---------------	--------	--

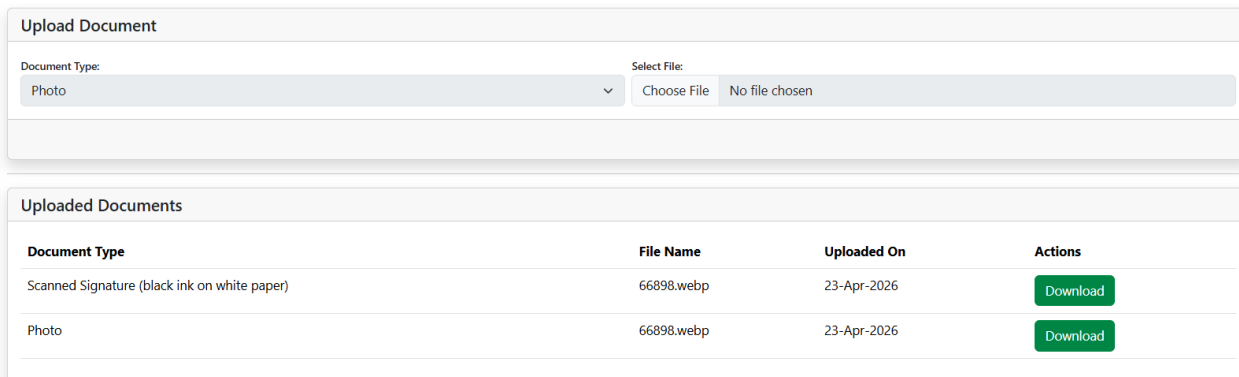
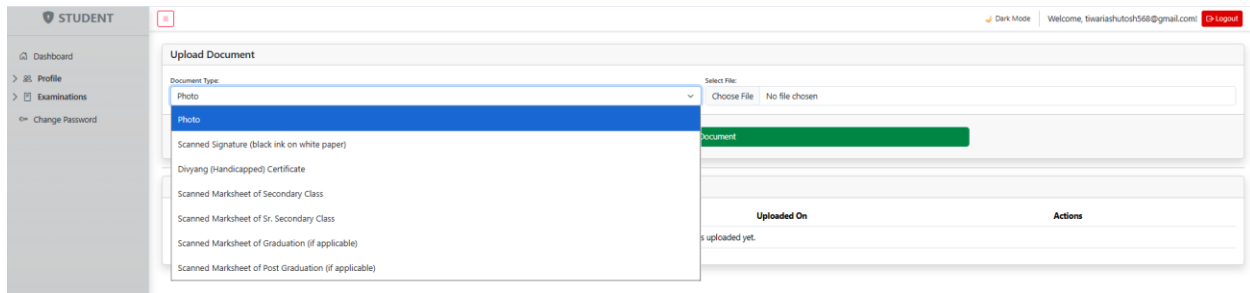
After completing your profile, you will also need to upload supporting documents.

प्रोफ़ाइल पूरी करने के बाद, आपको सहायक दस्तावेज़ भी अपलोड करने होंगे।



Click on Profile -> Photo/ Document Upload to upload the Documents.

दस्तावेज़ अपलोड करने के लिए, Profile -> Photo/ Document Upload पर क्लिक करें।



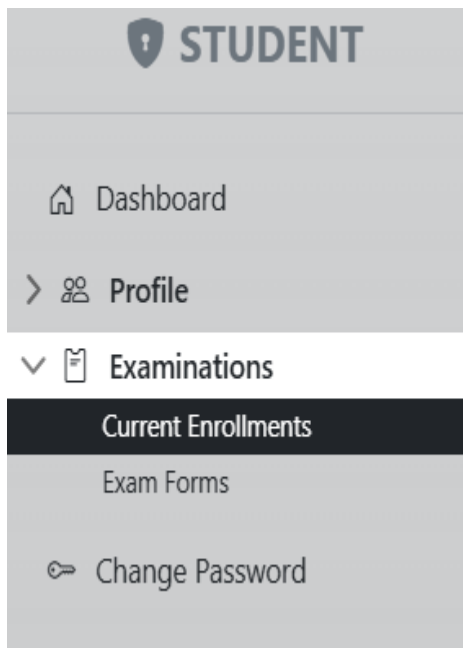
Select Document type, Choose File and upload the document.

दस्तावेज़ का प्रकार चुनें, फ़ाइल चुनें और दस्तावेज़ अपलोड करें।

Do you want to lock this profile from further editing?

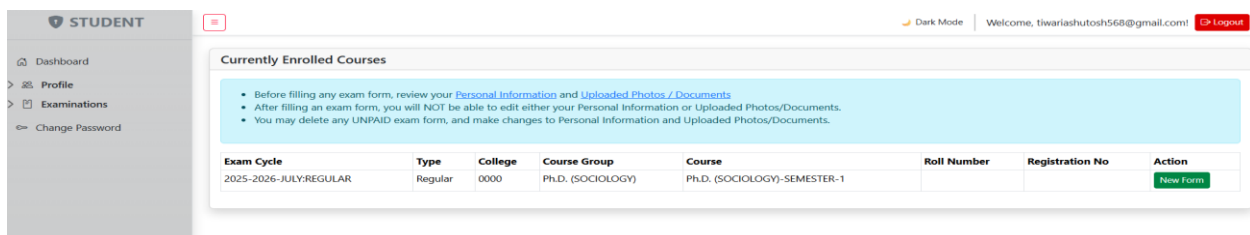
Save Profile

After uploading the documents, toggle the **Do you want to lock this profile from further editing?** switch and click **Save Profile** button.
दस्तावेज़ अपलोड करने के बाद, **Do you want to lock this profile from further editing?** स्विच को टॉगल करें और **'Save Profile'** बटन पर क्लिक करें।



After locking the profile Click on **Examinations -> Current Enrollments.**

प्रोफ़ाइल लॉक करने के बाद, **Examinations -> Current Enrollments** पर क्लिक करें।



Then Click on **New Form** Button to fill the **Examination Form.**
फिर परीक्षा फ़ॉर्म भरने के लिए **'New Form'** बटन पर क्लिक करें।

- Before filling any exam form, review your [Personal Information](#) and [Uploaded Photos / Documents](#)
- After filling an exam form, you will NOT be able to edit either your Personal Information or Uploaded Photos/Documents.

Exam Form Particulars

Exam Cycle *	Exam Type *	College (for form submission) *
2025-2026-JULY:REGULAR ✓	PHD Regular ✓	0000 - N/a ✓
Course (Year/Semester) *		
Ph.D. (SOCIOLOGY)-SEMESTER-1 ✓		

Subject	Available Papers
SOCIOLOGY	RESEARCH AND PUBLICATION ETHICS (Theory) (Compulsory)
	RESEARCH METHODOLOGY IN SOCIOLOGY (Theory) (Compulsory)
	COMPUTER APPLICATION (Theory) (Compulsory)

Save Form

After filling the Details here, you have to click on the 'Save Form' button.

यहाँ विवरण भरने के बाद, आपको 'Save Form' बटन पर क्लिक करना होगा।

STUDENT

Dark Mode | Welcome, tiwariashutosh568@gmail.com! | Logout

Examination forms filled

- Before filling any exam form, review your [Personal Information](#) and [Uploaded Photos / Documents](#)
- After filling an exam form, you will NOT be able to edit either your Personal Information or Uploaded Photos/Documents.
- You may delete any UNPAID exam form, and make changes to Personal Information and Uploaded Photos/Documents.

Form#	Dated	Cycle	College	Course	Type	Actions
87817	23-Apr-2026	2025-2026-JULY:REGULAR	0000	Ph.D. (SOCIOLOGY)-SEMESTER-1	PHD Regular	Print Form

Once the form is successfully filled, you can take a printout of it from here.

फॉर्म सफलतापूर्वक भरने के बाद, आप यहाँ से उसका प्रिंटआउट ले सकते हैं।

Thank You